

Quarterly Operations Report



August 2020

Financial Results

Financial Statements Section Divider

Consolidated Statement of Net Position

Consolidated Statement of Revenues, Expenses, and Changes
in Net Position

Budget to Actual Section Divider

University of North Texas

UNT Health Science Center

Page

University of North Texas at Dallas

Page

UNT System Administration

Page

Investment Performance

Investment Performance Section Divider

Page 1

Consolidated UNT System

Page 1

University of North Texas

Page 1

UNT Health Science Center

Page 1

University of North Texas at Dallas

Page

UNT System Administration

Page 2

Capital Improvement Plan Status Section Divider

Page 2

Project Overview

Page 2

Project Budget Status

Page 2

Capital Improvement Plan Summary

Page 2

Page

Page 3

Information Technology Status Report

Page 3



UNAUDITED

UNIVERSITY OF NORTH TEXAS SYSTEM
Statement of Net Position

End of Third Quarter
May 31,
2020

ASSETS

Current Assets

Cash and Cash Equivalents:

Cash on Hand

Bank 74,002.44

Cash in Transit/Reimburse from Treasury

Cash in State Treasury

Cash

Receivables From:

Accounts Receivable, net

45,259,204.07

Federal, net

6,495,693.40

Other Intergovernmental

750,195.59

Clinical Practice, net

3,996,170.35

Gifts, Pledges and Donations, net

436,364.23

Interest and Dividends

1,610,007.96

Other Receivables, net

4,571,085.46

Due From Other Agencies

6,459,697.62

Due from Other Components

Consumable Inventories

580,029.30

Merchandise Inventories

2,554,071.53

Prepaid Items

3,935,039.79

Loans and Contracts

12,274,183.01

Other Current Assets

201,686.59

Total Current Assets

\$ 461,219,179.89

Non Current Assets

Restricted Investments

\$ 78,104,631.85

Investments

268,725,243.18

Gifts, Pledges and Donations

4,676,733.77

Capital Assets:

Non Depreciable or Non Amortizable

212,785,195.20

Depreciable or Amortizable, Net

1,172,407,288.08

Total Non Current Assets

\$ 1,736,699,092.08

Total Assets

\$ 2,197,918,271.97

UNAUDITED

UNIVERSITY OF NORTH TEXAS SYSTEM
 Statement of Net Position
 As of May 31, 2020

End of Third Quarter
 May 31,
 2020

LIABILITIES

Current Liabilities

Payables From:

Accounts Payable	\$ 29,366,830.57
Payroll Payable	62,854,628.97
Other Payables	4,219,368.64
Interest	4,113,908.01
Due To Other Agencies	183,169.25
Due to Other Components	
Unearned Revenue	57,737,048.18
Notes and Loans Payable	59,015,000.00
Revenue Bonds Payable	1,480,055.63
Claims and Judgments	1,251,259.00

UNIVERSITY OF NORTH TEXAS SYSTEM
Statement of

**FY20 Revenues, Expenses, and Transfers Current Funds
Fiscal Year Total Budget vs. Actuals**

All \$ presented as thousands



			Actual vs Budget		Ref. No.			Actual vs Budget		Year Over Year Comparison (FY20Fst vs FY19Act)
	FY20Q3 Budget	FY20Q3 Actuals	Variance (\$000's)	Variance (%)		FY20 Budget	FY20 Year End Forecast	Variance (\$000's)	Variance (%)	
REVENUES										
Net Tuition and Fees	27,435	24,285	(3,150)	11.5%	3	27,457	26,994	(463)	1.7%	8.8%
Sales of Goods and Services	1,423	1,210	(213)	14.9%		1,485	1,216	(270)	18.2%	15.8%
Grants and Contracts	8,776	10,173	1,397	15.9%	4	11,682	12,201	518	4.5%	5.2%
State Appropriations	27,363	27,764	402	1.5%		28,195	28,195	0	0.0%	11.2%
All Other Revenue	3,239	2,994	(245)	7.6%		3,609	3,010	(599)	1.9%	34.8%
Total Revenues	68,235	66,427	(1,809)	2.7%	2	72,429	71,616	(813)	1.1%	3.6%
EXPENSES										
Personnel Costs	28,449	28,503	(54)	0.2%		35,041	35,200	(159)	0.5%	7.8%
Maintenance & Operation Costs	7,668	7,107	561	7.3%	6	10,225	9,254	970	9.4%	10.3%
Capital Expenses	590	544	45	7.7%		786	709	78	39.5%	28.2%
Scholarships, Exemptions and Financial Aid	9,779	10,020	(241)	2.5%		12,867	12,923	(56)	0.5%	5.6%
Total Expenses	46,486	46,176	311	0.7%	5	58,919	58,087	833	1.5%	7.9%
TRANSFERS										
Total Net Transfers	(12,299)	(12,022)	278	2.3%		(13,510)	(13,501)	9	0.1%	1.7%
Estimated Budgeted Impact on Fund Balances	9,450	8,229	(1,221)	12.9%	1	0	28	28	7.5%	98.2%

Executive Summary

All \$ presented as thousands

			Variance (\$000's)	Variance (%)			Variance (\$000's)	Variance (%)	
REVENUES									
Expenses	1,493	1,612	(119)	7.9%		1,583	1,702	(119)	7.5%
Scholarships, Exemptions and Financial Aid	0	0	0	0.0%		0	0	0	0.0%
Total Expenses	47,104	46,686	418	0.9%	2	61,738	59,857	1,881	3.0%
TRANSFERS									
Total Net Transfers	36,473	36,367	(105)	0.3%	3	49,422	46,491	(2,931)	5.9%
								FY19Act)	

Through FY20 Q3, System Administration is \$1.6M favorable to the FY20 budget [#4]. Revenue [#1] is \$1.3M favorable, driven largely by state revenues being budgeted over the year but actually posting in Q1. Expenses [#2] are \$418K favorable through Q3 with favorable variances in Payroll Related Expenses, and Unemployment Insurance. Expenses are \$105K unfavorable through Q3 with unfavorable variances in Information Management system (Axiom) and enhancements to the PeopleAdmin

f₁ ° ± # μ μ α ± ! °

	Beginning Market Value	Ending Market Value	Accrued Interest	Approximate Quarterly Yield	Approximate FYTD Yield
Short-Term Pool					
University of North Texas	\$ 91,425,805	\$ 32,152,120	\$ 4,099	0.38%	1.22%
UNT Health Science Center	\$ 71,435,065	\$ 61,455,612	\$ 12,556	0.53%	1.33%
UNT Dallas	\$ 9,943,261	\$ 8,955,681	\$ 708	0.52%	1.30%
UNT System	\$ 7,215,546	\$ 6,403,101	\$ 611	0.51%	1.27%
Total Short-Term Pool	\$ 180,019,677	\$ 108,966,514	\$ 17,974	0.47%	1.27%
Long-Term Pool¹					
University of North Texas	\$ 159,544,157	\$ 155,543,106	\$ -	-2.05%	-1.36%
UNT Health Science Center	\$ 67,244,833	\$ 65,614,090	\$ -	-2.05%	-1.36%
UNT Dallas	\$ 6,280,284	\$ 6,113,712	\$ -	-2.05%	-1.36%
UNT System	\$ 5,917,507	\$ 5,745,852	\$ -	-2.05%	-1.36%
Total Long-Term Pool	\$ 238,986,781	\$ 233,016,760	\$ -	-2.05%	-1.36%
Campus Endowments					
University of North Texas	\$ 58,759,492	\$ 57,529,335	\$ -	0.68%	1.84%
UNT Health Science Center	\$ 55,200,415	\$ 55,152,245	\$ -	1.11%	2.78%
UNT Health Science Center Medical Malpractice	\$ 11,105,585	\$ 11,172,709	\$ -	1.88%	3.61%
UNT Dallas	\$ 906,877	\$ 895,827	\$ -	0.68%	1.70%
Total Campus Endowments	\$ 125,972,369	\$ 124,750,116	\$ -	0.96%	2.39%
Foundation Endowments²					
University of North Texas	\$ 155,979,230	\$ 156,567,362	\$ -	0.68%	1.84%
UNT Health Science Center	\$ 20,332,656	\$ 20,444,669	\$ -	0.93%	2.19%
UNT Dallas	\$ 859,187	\$ 934,648	\$ -	0.68%	1.70%
UNT Dallas Cash Balance ³	\$ 740,171	\$ 585,970	\$ -	0.00%	0.00%
Total Foundation Endowments	\$ 177,911,244	\$ 178,532,648	\$ -	0.71%	1.88%
Debt Proceeds Pool⁴					
University of North Texas	\$ 22,780,573	\$ 16,692,070	\$ -	\$	1Td5o5..632 0 Td(\$)T[7(17732 1Td()T].477 0172,70

DAI

7/30/2020

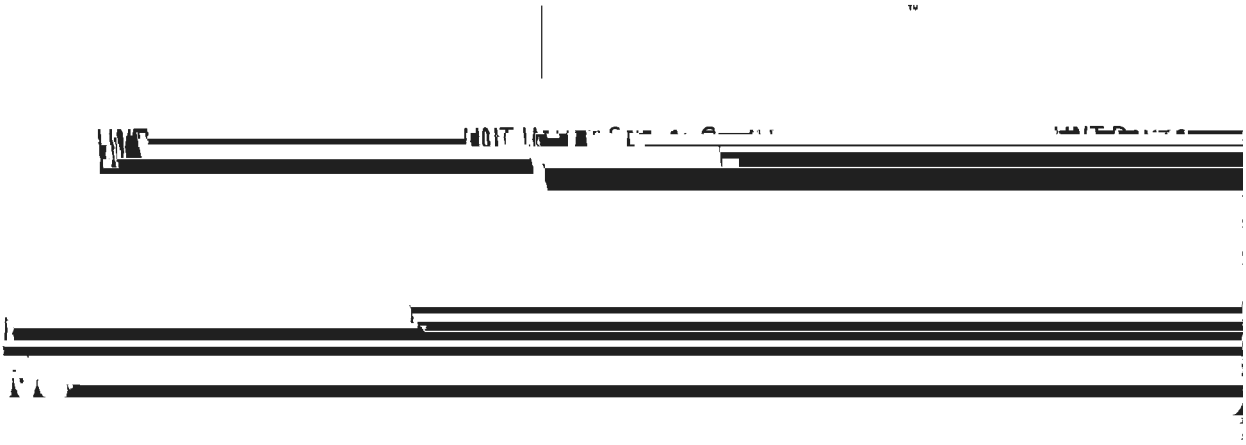
ve
ph
st

re

Account	Beginning	Ending	Change
Accounts Payable	125,400	144,150	18,750
Accounts Receivable	759,482	619,230	(140,252)
Inventory	0	0	0
Prepaid Expenses	0	0	0
Plant and Equipment	0	0	0
Accumulated Depreciation	0	0	0
Long-Term Debt	0	0	0
Common Stock	0	0	0
Retained Earnings	0	0	0
Total	924,882	763,380	(161,502)

Beginning
 Ending
 Change

Account	Beginning	Ending	Change
Accounts Payable	125,400	144,150	18,750
Accounts Receivable	759,482	619,230	(140,252)
Inventory	0	0	0
Prepaid Expenses	0	0	0
Plant and Equipment	0	0	0
Accumulated Depreciation	0	0	0
Long-Term Debt	0	0	0
Common Stock	0	0	0
Retained Earnings	0	0	0
Total	924,882	763,380	(161,502)



Office of Finance

The attached report represents the investment portfolio of the University of North Texas Health Science Center for the period ending May 31, 2020, and is in compliance with Chapter 2256 of the Public Funds Investment Act and the Investment Strategy expressed in the UNT System's Investment Policy.

7-20-2020
CPA
for Finance and Operations,
Health Science Center

Date

Luke Lybrand, CTP
Associate Vice Chancellor for Treasury, University of North Texas System

Date

University of North Texas Health Science Center
Investment Portfolio
 For the Quarter Ending May 31, 2020

	Beginning Market Value	Ending Market Value	Accrued Interest	Approximate Quarterly Yield	Approximate FYTD Yield
Short-Term Pool	\$ 71,435,065	61,455,612	\$ 12,556	0.53%	1.33%
Long-Term Pool	\$ 67,244,833	65,614,090		-2.05%	-1.36%
Campus Endowments and Long-Term Investments	\$ 55,200,415	55,152,245		1.11%	2.78%
Medical Malpractice	\$ 11,105,685	11,172,709		1.88%	3.61%
	\$ 20,332,656	20,444,669		0.93%	2.19%
Debt Proceeds Pool	\$ 568,590	562,662		1.48%	1.87%

University of North Texas Health Science Center Investment Portfolio Market Values as of 5/31/20

Office of Finance

The attached report represents the investment portfolio of the University of North Texas at Dallas for the period ending May 31, 2020, and is in compliance with Chapter 2256 of the Public Funds Investment Act and the Investment Strategy expressed in the UNT System's Investment Policy.

James Main

Executive Vice President for Administration and Chief Financial Officer,
University of North Texas at Dallas




Date

Luke Lybrand, CTP

Associate Vice Chancellor for Treasury, University of North Texas System

Date

	Beginning Market Value	Ending Market Value	Accrued Interest	Approximate Quarterly Yield	Approximate FYTD Yield
Short-Term Pool	\$ 9,943,261	\$ 8,955,681	70		



Office of Finance

The attached report represents the investment portfolio of the University of North Texas System Administration for the period ending May 31, 2020, and is in compliance with Chapter 2256 of the Public Funds Investment Act and the Investment Stra

University of North Texas System Administration
Investment Portfolio
For the Quarter Ending May 31, 2020


	Beginning Market Value	Ending Market Value	Accrued Interest	Approximate Quarterly Yield	Approximate FYTD Yield
Short-Term Pool	\$ 7,215,546	\$ 6,403,101	\$ 611	0.51%	1.27%
Long-Term Pool	\$ 5,917,507	\$ 5,745,852	\$ -	-2.05%	-1.36%
Debt Proceeds Pool	\$ 7,000,000	\$ 5,446,126	\$ -	0.85%	1.48%

	Beginning Market Value	Ending Market Value	Accrued Interest
Totals for All Asset Pools	\$ 20,140,053	\$ 17,595,080	\$ 611



UNT System

Project Management Responsibility	Campus	Project No.	Project Name	Scope	Schedule	Budget
OFPC	UNT	18 01 0007	New Dining Hall			
		19 01 1905	Art Studio Facility			
		20 01 1914	Frisco Branch Campus Development			
		20 01 2002	Athletics Golf Practice Facility			
UNT	UNT	20 02 1901	Amanda and G. Brint Ryan Tower			
		20 02 2001	Campus Wisdom Access Road and Parking Lot			
System		16 2.01	Renovate Dallas Municipal Building and Associated Law			
UNT Facilities	UNT	2.21	Wooten Hall MEP			
		2.33	Willis			



FY2020 (in \$Million)

University of North Texas Dallas

Proj. No.	Project	Funding Source	Prior Yrs Budget	2020	2021	2022	2023	2024+	Total Project
Previously Approved Projects:									
System OFPC Managed Projects									
16-1.01	Student Learning & Success Center	TRB	63.00						63.00
20-02-1901	Amanda and G. Brint Ryan Tower	GIFT		2.28	2.00				4.28
20-02-2001	Campus Wisdom Access Road and Parking Lot	HEF		0.85					1.70
		Local/Cash		0.85					
Previously Approved Projects Total			63.00	3.98	2.00	-	-	-	68.98
New Projects for Approval:									
New Project for Approval Total									
New Project for Approval Total			-	-	-	-	-	-	-
Planned Projects with Identified Funding Sources:									
02-1902	Second Residence Hall	RFS			3.00	20.00	7.00		30.00
02-1903	Event Center	RFS				2.00	8.00		15.00
		GIFT					3.00	2.00	
02-1904	Parking Garage	RFS						25.00	25.00
02-2002	Police Academy	PPP			5.00	10.00	50.00	35.00	100.00
Planned Projects with Identified Funding Sources Total			-	-	8.00	32.00	68.00	62.00	170.00
Capital Improvement Plan Total			63.00	3.98	10.00	32.00	68.00	62.00	238.98

Planned Project without Identified Funding Sources

New Construction:

Business and Information Technology Building
STEM Building

Renovation:

Summary by Funding Source


	Funding Source	Prior Yrs Budget	2020	2021	2022	2023	2024+	Total
	HEF	-	0.85	-	-	-	-	0.85
	Tuition Revenue Bonds	63.00	-	-	-	-	-	63.00
	Commercial Paper	-	-	-	-	-	-	-
	Revenue Financing System Bonds	-	-	3.00	22.00	15.00	25.00	65.00
	Auxiliary Reserves	-	-	-	-	-	-	-
	Grants	-	-	-	-	-	-	-
	Student Fees	-	-	-	-	-	-	-
	Housing Revenue	-	-	-	-	-	-	-
	Gift/Donations	-	2.28	2.00	-	3.00	2.00	9.28
	Annual Budget, Operating and Capital	-	0.85	-	-	-	-	0.85
	Public/Private Partnership	-	-	5.00	10.00	50.00	35.00	100.00
Total		63.00	3.98	10.00	32.00	68.00	62.00	238.98

Proj. No.	Project	Funding Source	Prior Yrs Budget	2020	2021	2022	2023	2024+	Total Project
-----------	---------	----------------	------------------	------	------	------	------	-------	---------------

Previously Approved Projects:

System OFPC Managed Projects

16-2.01	Renovate Dallas Municipal Bldg and Assoc Law Bldgs	TRB	9513 56.00						
---------	--	-----	------------	--	--	--	--	--	--



UNT System FY2018 Deferred Maintenance Report August 2020

Per Texas Educational Code 61.05821, each institutional of higher education shall report annually to the Board of Regents information regarding the condition of the building and facilities including information concerning deferred maintenance.

The below five year summary of

f# ± © μ α - 7 ± ' .. | « ± 2 - 2 a 1/4
μ 2 - · | · & α , ¶ % 3 2 μ



Project Status Report

	Status	Progress	Start Date	Go-Live Date
Infrastructure and Technology				
Application Rationalization: Inventory		🕒	5/7/2020	9/11/2020
Data Center Services		🕒	5/18/2020	9/30/2020
Integrated Communications Platform		🕒	5/11/2020	

Finance and Administration System				
Automate Cost Transfer Form (COMPLETE)		●	11/12/2019	6/12/2020
Axiom Budget Development System		🕒	11/12/2019	11/20/2020
Budget and Finance Audit Recommendations		🕒	5/18/2020	12/18/2020
Charge Priority Modification \$200 Federal Aid (CANCELLED)		●	12/2/2019	6/15/2020
Courseleaf (Initiating)		🕒		
Nelnet - eBill		🕒		
		●		
		🕒		
		🕒		

		🕒		
		🕒	3/11/2020	7/29/2020
CS9.2 Fluid Phase 2		🕒	11/18/2019	5/21/2020
Document Upload for EIS		🕒	4/17/2020	
HSC Student Tenant Migration (CLOSING)		🕒	2/24/2020	5/31/2020
Insights 2.0 - Data Warehouse (COMPLETE)		●	9/3/2019	5/29/2020
Student Success - EAB Integration - UNT (COMPLETE)		●	9/16/2019	3/10/2020
Toulouse eForms - Phase II		🕒	5/1/2020	
Toulouse eForms (CLOSING)		●	1/10/2020	3/31/2020
UNTD Greenlight Data Integration (COMPLETE)		●	3/19/2019	4/3/2020
UNTD Presence Data Migration *		🕒	5/1/2020	
UNTD SPEEDE Implementation		🕒	5/11/2020	

* - Technical issues on vendor end is causing schedule delay.

Security				
Security Information and Event Management (SIEM) for HSC Security Services (COMPLETE)		●	1/22/2020	4/1/2020

Human Resources				
HR Employment Periods Tracking - (COMPLETE)		●	5/20/2019	
		●		
PeopleAdmin System Upgrade - (Performance Management) - CLOSING		🕒	11/21/2019	4/30/2020